

# WESTAMPTON INTEGRATED LOGISTICS CENTER

# 150,000 SF



## VALUE-ADDED WAREHOUSING. AWARD-WINNING LTL & CONTRACT DEDICATED SERVICES. ALL UNDER ONE ROOF.

*Experience the exceptional advantages afforded by the unique blend of quality services offered at Pyle Integrated locations.*

- Increased Shipping Velocity with Expedited Same Day & Next Day Delivery Options
- Secure Transportation Capacity
  - Dedicated Fleet Assets Domiciled at Single Location
  - Eliminate Potential Service Disruptions from Driver Constraints
  - Flexible Staffing Capability to Meet Business Surge Demand
- Improved Shipment Integrity with Less Handling
- Enhanced Flexibility Including Extended Cut Times
- Direct Next-Day Shipping Lanes via Pyle's LTL Linehaul Network
- Dedicated Customer Service Resources Providing Total Supply Chain Coordination and Communication

### WAREHOUSE SERVICES


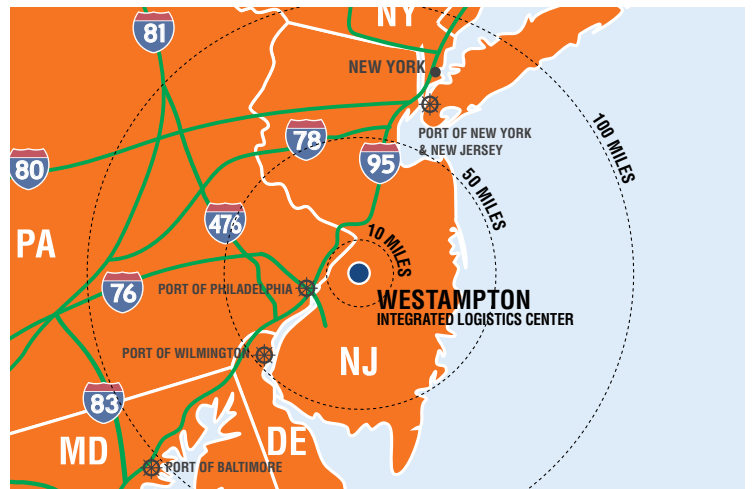
- HazMat Storage
- WMS Technology
- Pick and Pack
- Racked Storage
- Bulk Storage
- Transload
- Pool Distribution
- Consolidation
- Deconsolidation


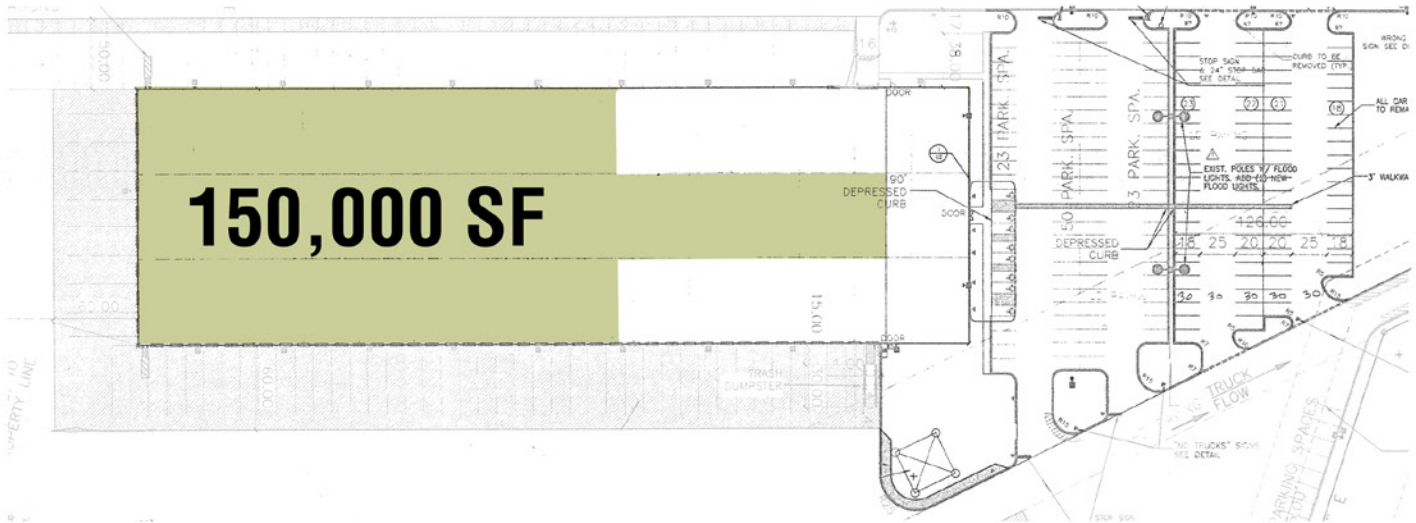


📍 45 East Park Drive  
Westampton, NJ 08060

✉ WarehousingSales@aduiepile.com

🌐 [aduiepile.com/warehousing](http://aduiepile.com/warehousing)





HIGH-DENSITY RACKING - PARKESBURG II WAREHOUSE

**SIZE**

- Available Space: 150,000 SF
- Property Acreage: 31.96 Acres
- Dock Doors: 36

**CONSTRUCTION**

- Floor: Concrete
- Roof: Mechanically Attached TPO, 2" ISO, Steel Decking
- Walls: Tilt Up Concrete
- Ceiling Height: 31'

**PARKING**

- 232 Trailer Parking Spaces
- 161 Tractor Parking Spaces

**UTILITIES**

- Utilities: Municipal Water, Sewer
- Electric/Natural Gas: PSE&G with On-Site Backup Generator
- Heat: Natural Gas
- Lighting: LED Lighting Systems
- Sprinkler: ESFR Design
- Security: 24/7 Fire & Burglar Protection

**SITE**

- Located Between Interstate 295 and New Jersey Turnpike
- Proximity to Port of New York/New Jersey
- Gated Access
- On-Site Trailer Roof Snow Scraper